



ENDO 2017

World Congress of GI Endoscopy

February 16-19, 2017
Hyderabad, India

The future in focus.

See you in Hyderabad! ¡Nos vemos en Hyderabad! 我们在海得拉巴见! نراكم في حيدر آباد! До встречи в Хайдарабате!

Host



Organizer



Scientific Supporters



KSGE
Korean Society of
Gastrointestinal
Endoscopy



SOCIETY OF GASTROINTESTINAL
ENDOSCOPY OF INDIA



Call for abstracts / videos

Submission is now open!

ENDO 2017 welcomes the submission of abstracts and videos for original contribution to the field in the following categories:

TOPICS

- Clinical Endoscopic Practice
- Colon and Rectum
- ERCP: Biliary/pancreas
- ERCP: Biliary
- ERCP: Pancreas
- Endoscopic Technology
- Endoscopic Ultrasound
- Esophagus
- Pediatric Endoscopy
- Stomach and Small Intestine

Accepted abstracts
will be published in the journal
DEN - Digestive Endoscopy
(Wiley)

DATES

Abstract / video submission opening:

February 1, 2016

Abstract / video submission closing:


August 31, 2016 at 23:59 India Standard Time

Please submit
abstracts online via
www.endo-2017.org/abstracts



Message from the President

Dear Colleague,



It is with great pleasure that the World Endoscopy Organization invites you to **ENDO 2017** - the First World Congress of Gastrointestinal Endoscopy, on February 16 - 19, 2017 in Hyderabad, India.

ENDO 2017 will recognize the technological advances in endoscopy and in parallel address the increasing complexity faced by endoscopists. It is high time the endoscopy community is brought together to stimulate international exchange and to establish best practices.

The Scientific Program includes cutting-edge information on a broad range of Gastroenterology, Hepatology and Oncology topics presented from the perspective of an endoscopist.

Presentations will combine basic science and clinical practice, with a spotlight for topics relevant to the Asia-Pacific region and emerging countries. It is fitting that **ENDO 2017** should happen in India, a prime example of an expanding emerging nation, with many opportunities. Hyderabad has direct connectivity to many Asian-Pacific cities, with a well-established network of hotels and top-quality airport.

With **ENDO 2017**, we are shaping a landscape that is challenging and exciting in equal measure. Join us in putting the future in focus.

Very best regards,

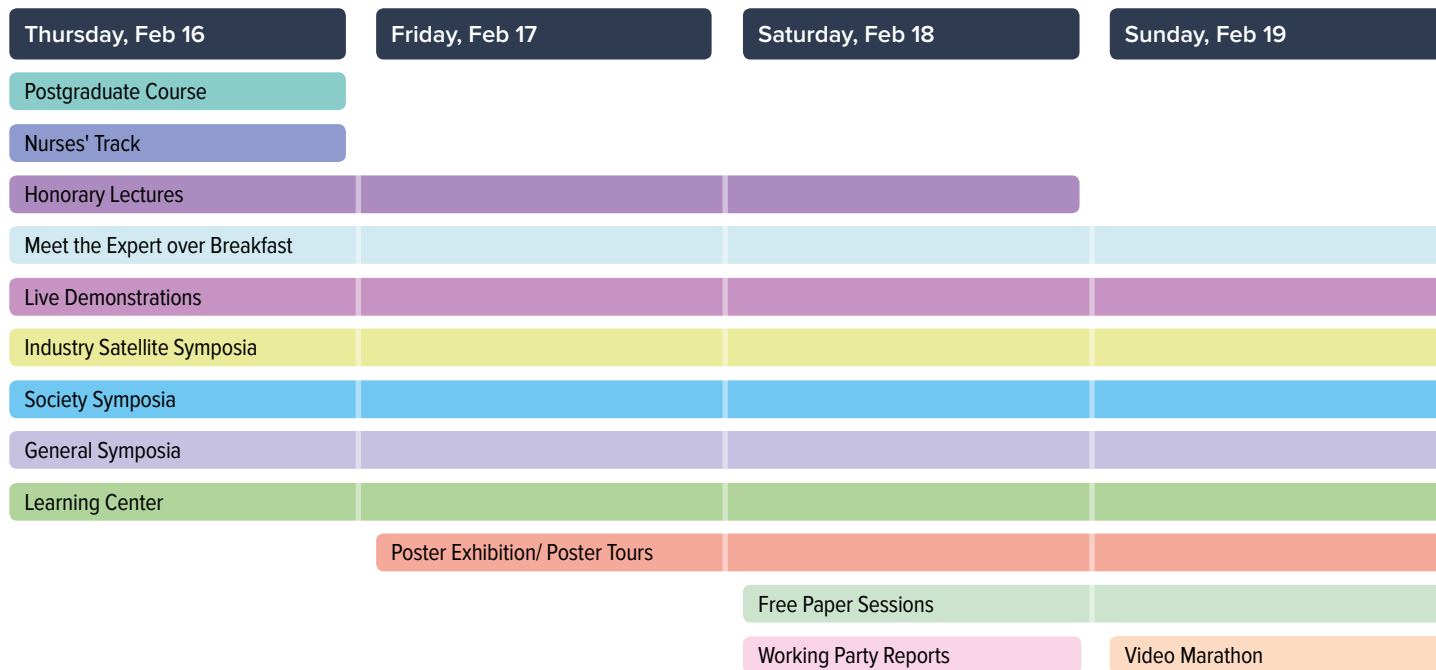
A handwritten signature in black ink that reads "DN Reddy". The signature is stylized and written in a cursive-like font.

Nageshwar D. Reddy

ENDO 2017 President
WEO President



Program at a Glance*



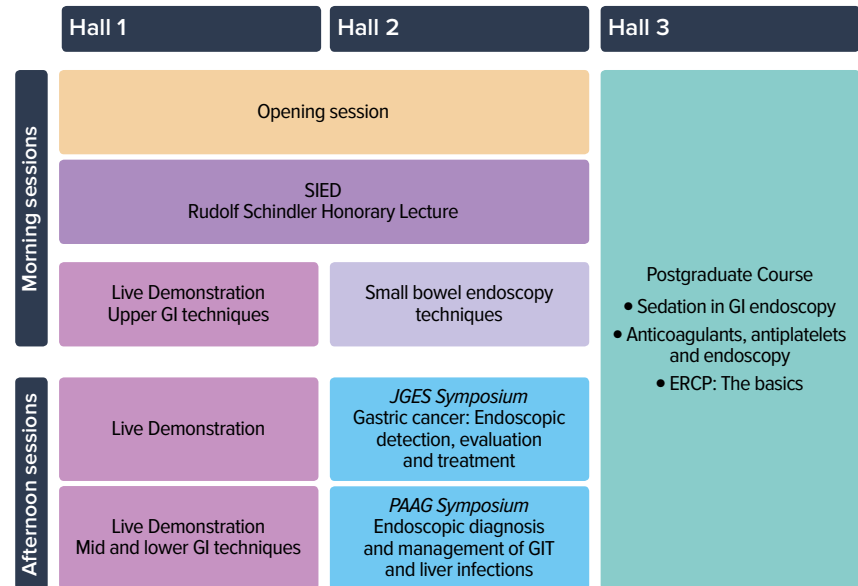
The detailed scientific program is available at www.endo-2017.org

* Preliminary program as of March 2016. Subject to change.

Highlights of Day 1

- Insertion techniques
- Hemostasis and polypectomy
- Balloon dilation and foreign body retrieval
- Small bowel endoscopy for the surgically altered anatomy
- Early gastric cancer: status of diagnosis and treatment worldwide
- Minimally invasive treatment for early gastric cancer by NEWS plus SNNS
- Parasitic diseases of the biliary system (Fasciola, Ascaris, Hydatid...)
- GIT infections: diagnosis and management in the era of endoscopy
- Infective causes of malabsorption: diagnosis and management

Day 1 Thursday, February 16, 2017



Highlights of Day 2

- Barrett's esophagus: screening & surveillance, mucosal ablation, classification
- Microscopic imaging: endomicroscopy and OCT
- Tumors: ampullary, CBD, hilum
- Colorectal cancer: screening programs, polypectomy techniques, colonic stents
- Use of updated classification system for colon lesions
- Sphincter of Oddi dysfunction and pancreas: what's left for endotherapy?
- Pancreatitis: pain management, gallstones, pancreatic collections & leaks, ERCP
- IBD: transabdominal U/S, therapeutic EUS in drainage of collections, use of advanced imaging
- Stricture dilatation, stenting, fistula injection (stem cells, anti-TNF)
- Improving inefficiencies in the endoscopy unit

Day 2 Friday, February 17, 2017

	Hall 1	Hall 2	Hall 3
Morning Sessions	Round-up of Live Demo Day 1	Novel imaging techniques: How to master them	Pancreas and the endoscopist
	Live Demonstration Upper GI techniques		
	A-PSDE Sadataka Tasaka Honorary Lecture	<i>ESGE Symposium</i> Endoscopic management of malignant biliary obstruction: How to tackle the challenge	IBD and endoscopy screening: Scope and biopsy to assess mucosal healing
	Live Demonstration		
Afternoon Sessions	<i>KSGE Symposium</i> The Cutting Edge of Gastrointestinal Stenting	<i>SIED Symposium</i> Colon Cancer: Prevention, detection and management	Endoscopic diagnosis and management of acute and recurrent pancreatitis: Diagnosis algorithm or evidence based treatment
	Live Demonstration Mid and lower GI techniques		

Highlights of Day 3

- Metal stenting for hilar obstruction: technique, options & troubleshooting
- Stent for pancreatic pseudocyst: current options & limitations
- The future of metal stents
- EUS: latest advances of EUS-guided biliary drainage, EUS in cancer staging, EUS guided tissue acquisition
- ESD: current status worldwide
- Upper GI bleeding: state-of-the-art management, risk stratification

Day 3 Saturday, February 18, 2017

	Hall 1	Hall 2	Hall 3
Morning Sessions	Round-up of Live Demo Day 2	<i>ISG/SGEI Symposium</i>	Upper GI bleeding
	Live Demonstration Biliary and pancreatic procedures		
	ESGE François Moutier Honorary Lecture	<i>ISG/SGEI Symposium</i>	Advanced endotherapy (POEM, GERD, Zencker diverticulum myotomy)
	Live Demonstration		
Afternoon Sessions	Endoscopic stenting	<i>ASGE Symposium</i> Diagnosis and Therapeutic EUS	Cholangioscopy
	Live Demonstration Biliary and pancreatic procedures	<i>CSGE Symposium</i>	Cutting the tissue: ESD

Highlights of Day 4

- Colonoscopy preparation: optimizing quality, safety and cost – does one size fit all?
- Risk stratification and individualization of care for portal hypertension
- Novel endoscopic management of gastric and esophageal varices
- Management of upper GI bleeding: change needed in the guidelines?
- Vertical microbial transmission during endoscopy
- Endoscopic reprocessing: updates on endoscope design, strategies for monitoring quality and effectiveness
- Management of complications: upper GI perforation, ERCP complications, resection of colonic neoplastic lesions

Day 4 Sunday, February 19, 2017

	Hall 1	Hall 2	Hall 3
Morning Sessions	Round-up of Live Demo Day 3	Updates on endoscopy hygiene	Video marathon <ul style="list-style-type: none"> • Teaching videos • Case-based debates
	Best Abstract Awards		
	Best Video Awards	Variceal bleeding	Complications and their management

ENDO 2017 Learning Center

Hands-on training (Hemostasis, EMR and ESD devices, models and simulators)

E-learning training stations

WEO Colorectal Cancer Screening Committee (CRCSC) meeting

WEO COURSES

- Advanced Diagnostic Endoscopy Course (ADEC)
- Program for Endoscopic Teachers (PET)
- Video Capsule Endoscopy (VCE) Training: basic & advanced
- Better Endoscopic Service Training (BEST)

LECTURES WITH EXPERTS

- Polypectomy devices
- EMR/ESD devices
- Bleeding: how to treat
- Electrosurgical units
- Colonoscopy techniques
- Healthcare disparities in emerging regions

For details go to www.endo-2017.org



Additional activities

POSTGRADUATE COURSE

Full-day program on February 16, 2017, covering:

Sedation in GI endoscopy

- Principles of sedation in GI endoscopy
- Use of propofol

Anticoagulants, antiplatelets and endoscopy

- Global guidelines on endoscopy and antiplatelet agents
- Endoscopy and new anticoagulation drugs: NACO
- EMR in the setting of antiplatelet agents

ERCP: The basics

- ERCP: where, by whom, and when
- Selective cannulation in normal and altered anatomy
- Biliary stone management
- Stenting: technique and choice of implants
- Accessing pancreas through major or minor papilla
- Prevention and treatment of complications: 2017 standards

NURSES' PROGRAM

Half-day program taking place on February 16, 2017, covering:

Management of the endoscopy unit

- Managing patient safety
- Risk management
- Improving efficiency
- Design of an endoscopy unit

Cleaning & disinfection

- Infection control in endoscopy
- Current issues and future perspective of endoscope reprocessing
- Standards & challenges of reprocessing

For details go to www.endo-2017.org

2017 Organizing Body & Faculty

President: Reddy, Nageshwar D. (India)

Steering Committee:



Bailey, Robert J.
Canada



Faigel, Douglas
USA



Goh, Khean-Lee
Malaysia



Inoue, Haruhiro
Japan



Mostafa, Ibrahim
Egypt



Neuhaus, Horst
Germany



Reddy, Nageshwar D.
India



Rey, Jean-Francois
France



Seo, Dong-Wan
South Korea



Tajiri, Hisao
Japan



Wayne, Jerome D.
USA

Scientific Committee

Bourke, Michael J. (Australia)
Costamagna, Guido (Italy)
Devière, Jacques (Belgium)
Emura, Fabian (Colombia)
Faigel, Douglas O. (USA)
Ginsberg, Gregory G. (USA)
Goh, Khean-Lee (Malaysia)
Hawes, Robert (USA)
Lau, James Yun-wong (China)
Mostafa, Ibrahim (Egypt)
Navarrete, Claudio (Chile)
Neuhaus, Horst (Germany)
Rabeneck, Linda (Canada)
Rao, G.V. (India)
Reddy, Nageshwar D. (India)
Rey, Jean-Francois (France), Chair
Sakai, Paulo (Brazil)
Seo, Dong-Wan (South Korea)
Sharma, Prateek (USA)
Yahagi, Naohisa (Japan)
Yamamoto, Hironori (Japan)
Yang, Yun-sheng (China)
Zhang, Shu Tian (China)

Local Organizing Committee

Chandrasekar, Seshadri (India)
Goenka, Mahesh K. (India)
Gupta, Rajesh (India)
Kochhar, Rakesh (India)
Kumar, Ajay (India)
Lakhtakia, Sandeep (India)
Maydeo, Amit P. (India)
Rao, G. V. (India)
Sud, Randhir (India)
Tandan, Manu (India)
Ramchandani, Mohan J. (India)

Regional Counselors

Aabakken, Lars (Europe)
Emura, Fabian (Latin America)
Faigel, Douglas O. (North America)
Fedorov, Evgeny (Russia & CIS)
Kim, Yong-Tae (Korea)
Kitano, Seigo (Asia-Pacific)
Li, Zhao-Shen (China)
Mostafa, Ibrahim (Middle-East & Africa)

Getting to Hyderabad

Direct flights from
Chicago (US)

Direct flights from
London (UK)



ACCESSIBILITY

- Hyderabad has direct international connectivity to major cities in Europe (London), Middle East & South East Asia, or via connecting flights from New Delhi, Mumbai or Kolkata
- The Hyderabad Airport was newly constructed in 2008
- Currently handles more than 7.6 million passengers annually

The Hyderabad Experience

CONVENTION CENTER

The venue for **ENDO 2017** – the Hyderabad International Convention Centre (HICC) is India's first purpose-built and state-of-the-art convention facility managed by Accor Hotels, the world's leading hospitality and tourism management group. The HICC features an internal hall measuring 6,480 square meters that can be partitioned into six smaller halls.



SIGHT-SEEING*

- KBR National Park
- Golconda Fort
- Charminar
- Qutub Shahi Tombs
- Hyderabad Shopping District
- Jubilee Hills and Banjara Hills

* within 30 minutes driving distance from HICC

Accommodation

Hotels in Hyderabad

Hyderabad is home to a wide range of high-quality hotels. The area where HICC is situated – commonly known asHITEC City – has a great number of hotels, suitable for all budgets. Selected hotels are the **Trident Hotel**, the **Radisson Hyderabad Hitec City**, **Novotel Hyderabad Convention Center** and the **Westin Hyderabad**.

TRIDENT HOTEL

★★★★★

The hotel blends the natural elements of height, light and space, into its design. The rooms combine modern comfort with timeless good taste.



www.tridenthotels.com/hotels-in-hyderabad

RADISSON HYDERABAD HITEC CITY

★★★★

Comfortable, air-conditioned rooms, swimming pool, fitness center. In the heart of Gachibowli, a new-age IT suburb of Hyderabad.



www.radisson.com/hyderabad-hotel-ap-500032/indrdhc

NOVOTEL

★★★★

Novotel Hyderabad Convention Centre, adjacent to HICC, is a 287 rooms hotel, built to suit the requirements of the discerning business traveler.




www.novotelhyderabad.com

WESTIN

★★★★★

Just five minutes from HITEC City and 15km from Hyderabad, The Westin Hyderabad Mindspace is the perfect choice for both business and leisure travel.



www.westinhyderabadmindspace.com

Registration fees (in USD)

Register online today: www.endo-2017.org/registration

Participant Fee (In USD)	Before August 15, 2016 (Early Bird)	Before October 15, 2016	After October 15, 2016	Onsite registration
Society member delegate*	150	200	300	400
Regular delegate	200	300	400	500
Fellows, nurses & technicians	100	150	150	150

*Individual members of scientific supporters and other supporting societies.

RATES INCLUDE

- Admission to all Scientific Sessions
- Admission to Poster Exhibition & Technical Exhibition
- Admission to the Learning Center
- Admission to the Postgraduate Course
- Congress materials
- Coffee breaks and lunches

GROUP REGISTRATIONS

Registration vouchers can be ordered. With a minimum purchase of 20 vouchers for registration and the full pre-payment by August 2016 companies can take advantage of the early registration fees. Delegate names must be submitted by **October 2016**.

IMPORTANT DATES

AUGUST 15, 2016

Deadline for early bird registration

OCTOBER 15, 2016

Deadline for regular registration/
deadline for group registration

For more information please contact:

Congress Secretariat
WEO gGmbH

Landwehr Str. 9
80336 Munich, Germany

endo2017@worldendo.org
www.endo-2017.org

Follow us on:

 goo.gl/Gyu9La

 goo.gl/FVbZOn

 goo.gl/pG3ifs

 goo.gl/0EvKIW

 goo.gl/QVwRl0

**Abstract/video
submission now open!**
**For more information, please visit:
www.endo-2017.org**

See you in Hyderabad! ¡Nos vemos en Hyderabad! 我们在海得拉巴见! ! نراكم في حيدر آباد! До встречи в Хайдарабате!